

Presentation from the

Workshop on Innovations for Scaling up to Citywide Sanitation

October 16-17, 2012, Ahmedabad



Organised by PAS Project, CEPT University

URBAN SANITATION

.....Help it make sense !!!

Mr. R.K. Mopalwar, IAS, Member
Secretary, Maharashtra Jeevan
Pradhikaran (MJP)

Prosperity

Despair

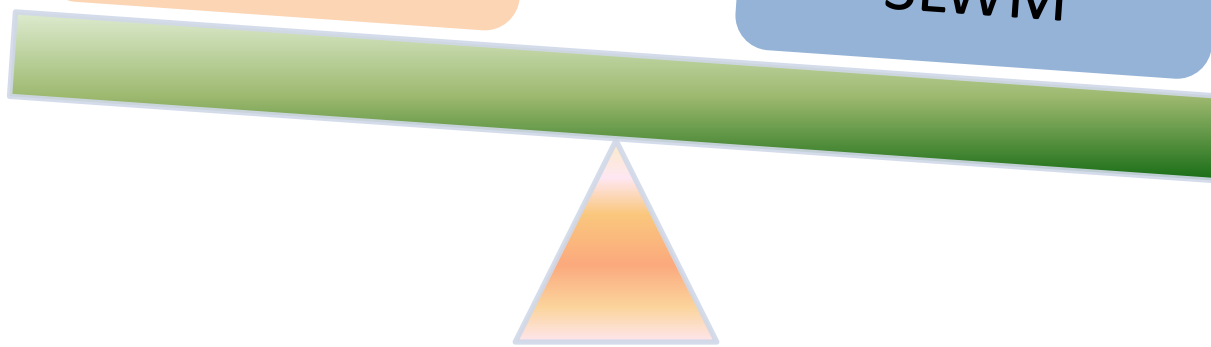
Health

Hygiene

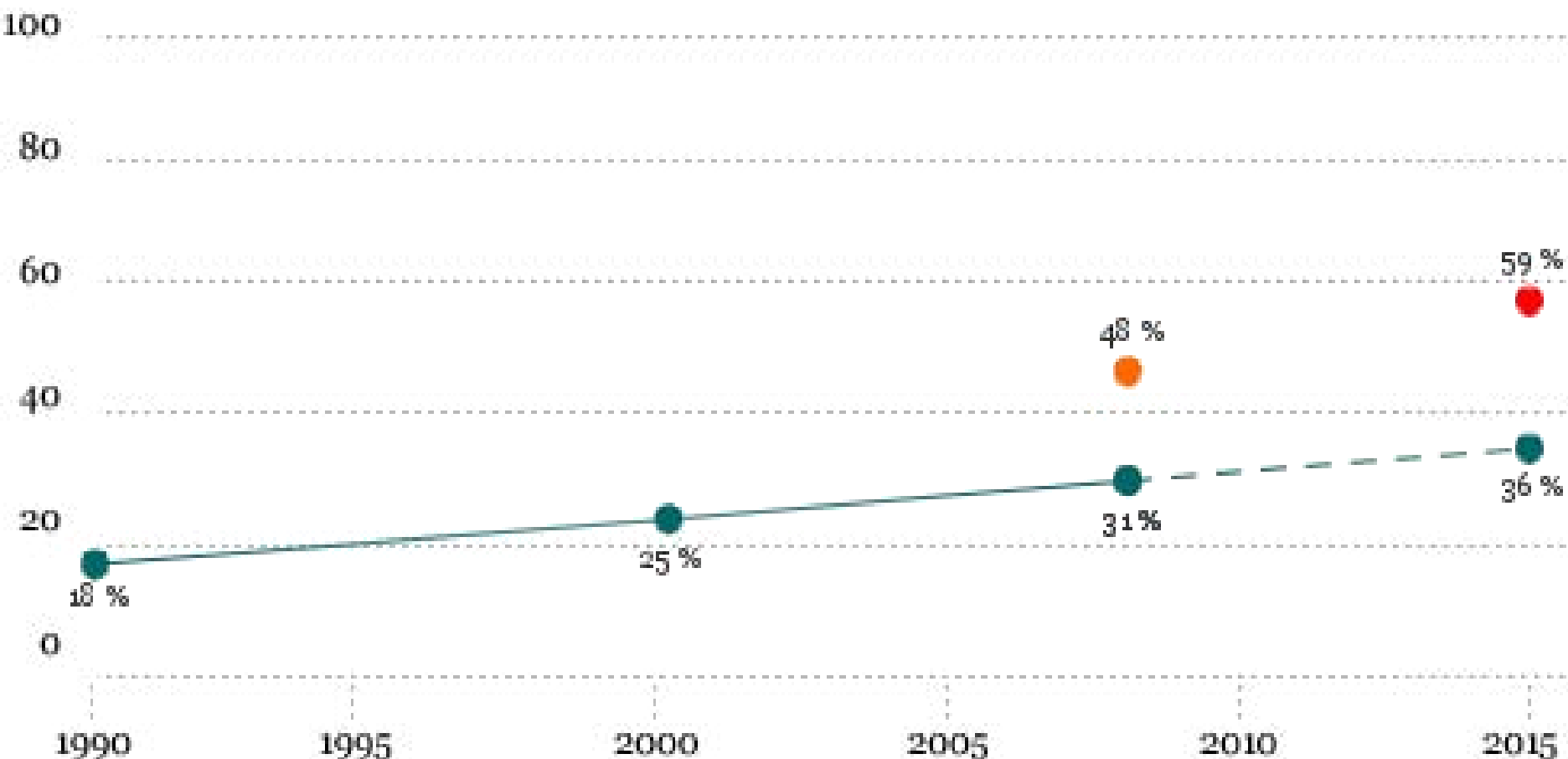
Open
Defecation

Open
Urination

Improper
SLWM



% of population



- Current trend (1990 - 2008) and projected coverage (2008 - 2015) if current trend continues
- Coverage needed to be on track to meet the MDG sanitation target
- MDG sanitation target

Projections (Actual???)

In 2001, about 285 million people, or 27.8% of India's 1.02 billion population, lived in 5,161 cities

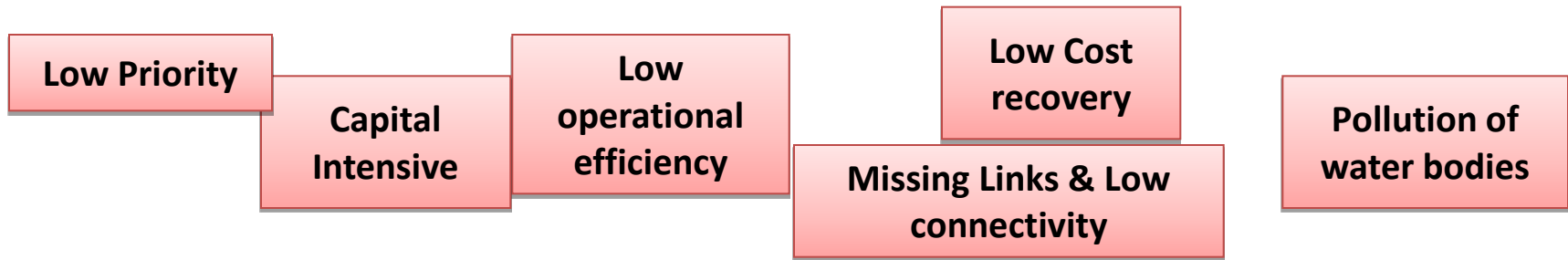
About 37% lived in 35 million-plus metros, the rest being equally divided between 388 large towns (0.1 up to a million) and 4,738 small towns (less than 0.1 million).

Over the last five decades, annual rates of growth of urban population ranged between 2.7 to 3.8% - 2.7% being the growth rate during 1991-2001.

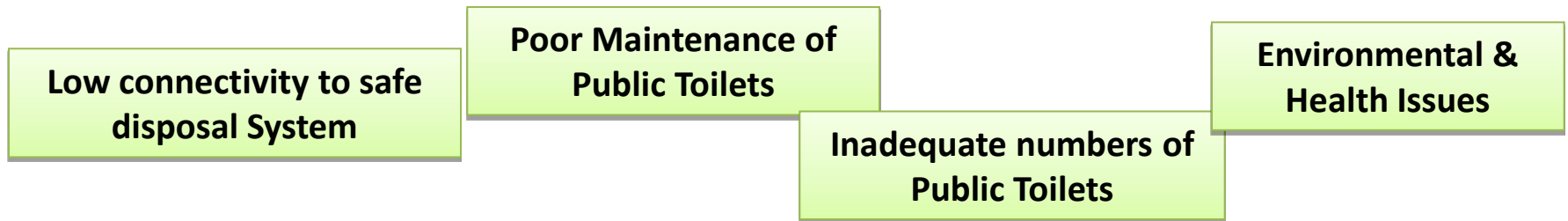
Projections estimate that 331 million people would be living in Urban India by 2007, growing in the Eleventh Plan period to 368 million by 2012

(Office of Registrar General and Census Commissioner, Govt. of India, 2006).

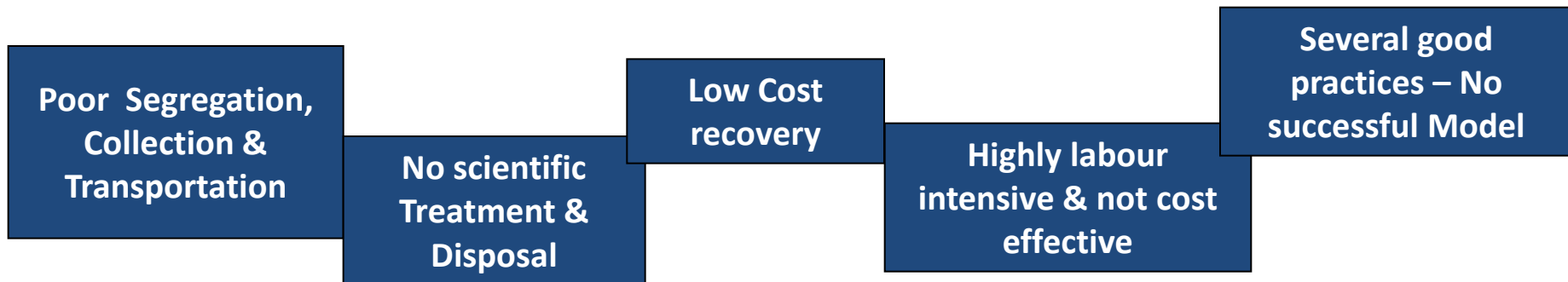
Challenges – Sewerage



Sanitation




Solid Waste






BuCK Et HEAD
character designs right MAXO pty Ltd

DREAM COME TRUE.....





BuCK Et HEAD
character designs right MAXO pty Ltd



DREAM COME TRUE.....

Thanx